



ಬೃಹತ್ ಬೆಂಗಳೂರು ಮಹಾನಗರ ಪಾಲಿಕೆ
Bruhat Bengaluru Mahanagara Palike



BBMP COVID-19 WAR ROOM 29.03.2023

BBMP / COVID-19 WAR ROOM / BULLETIN – 1101/ 29.03.2023 / #BBMPfightsCOVID19



OVERVIEW OF COVID-19 IN BENGALURU



CASE TRENDS

ACTIVE CASES

387

Confirmed Cases

75

18,79,803[#]

Recovered Cases

64

18,62,420[#]

Death Cases

0

16,996[#]



HOSPITALIZATION

33

ICU – V

1

ICU

4

HDU

2

General

26

INCLUDES GOVT. QUOTA AND PRIVATE WALK-IN HOSPITALIZATION



VACCINATION

151

2,06,97,590[#]

First Dose

11

96,89,508[#]

Second Dose

8

95,11,263[#]

Precaution Dose

132

14,96,819[#]



TRIAGING

MTU

5

Tele Triage

68



ACTIVE CZs

0

MCZs (< 5 cases)

0

Clusters (> 5 cases)

0



TESTING

2,993

3,22,14,092[#]

RAT

1,425

RTPCR

1,568

Positivity : 3.24%

*FOR LAST 7 DAYS

: indicates cumulative numbers till date



ABSTRACT OF COVID-19 SCENARIO IN BENGALURU


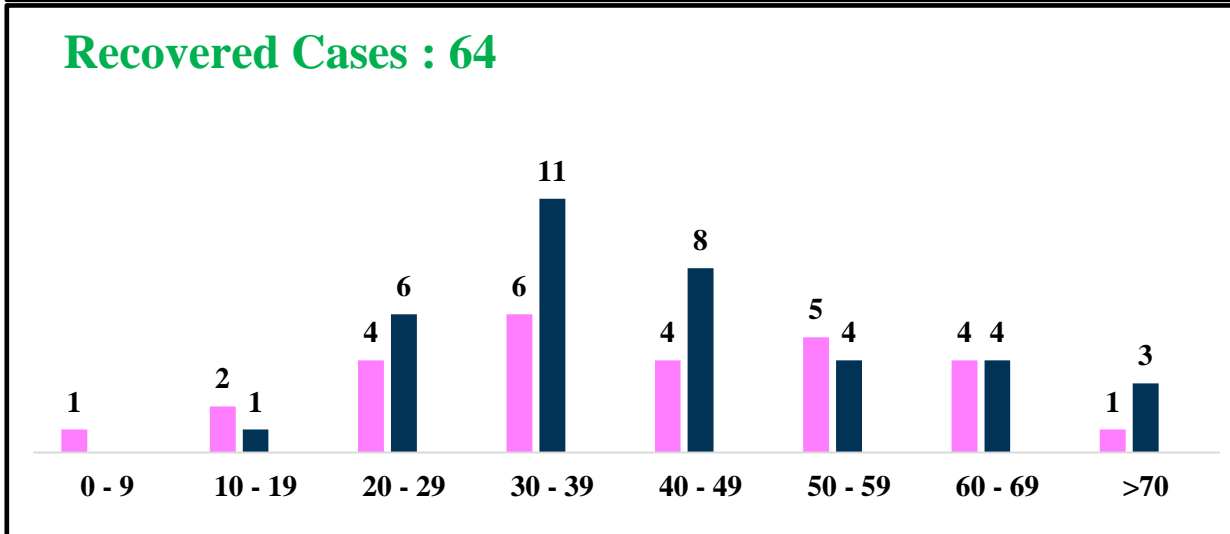
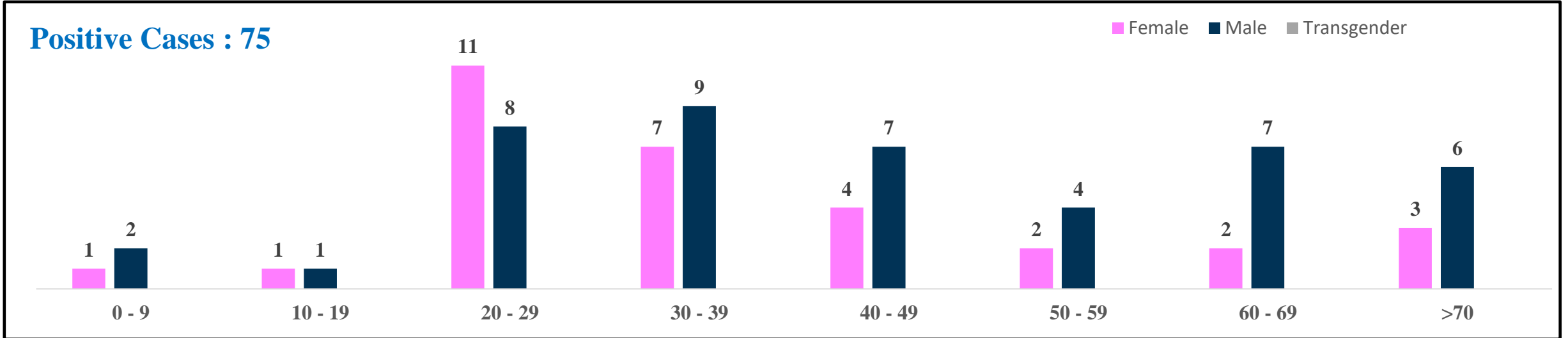


	MALE			FEMALE			TRANSGENDER			TOTAL		
	Last 24 Hours	Last 7 Days	Cumulative	Last 24 Hours	Last 7 Days	Cumulative	Last 24 Hours	Last 7 Days	Cumulative	Last 24 Hours	Last 7 Days	Cumulative
Positive Cases	44	273	11,08,313	31	207	7,71,294	0	0	196	75	480	18,79,803
Recovered Cases	37	269	10,95,767	27	232	7,65,523	0	0	187	64	501	18,62,420
Death Cases	0	0	10,765	0	0	6,227	0	0	4	0	0	16,996
Total Tests Done	In Last 24 hrs. : 2,993			In last 7 days : 14,817			Cumulative : 3,22,14,092					
Vaccine Doses Administered	In Last 24 hrs. : 151			In last 7 days : 531			Cumulative : 2,06,97,590					
ACTIVE CASES									387			

*Covid deaths occurred today : 00 | Covid deaths occurred beyond last 24hrs., reported today : 00



LAST 24 HOURS AGE GROUP AND GENDER WISE DISTRIBUTION

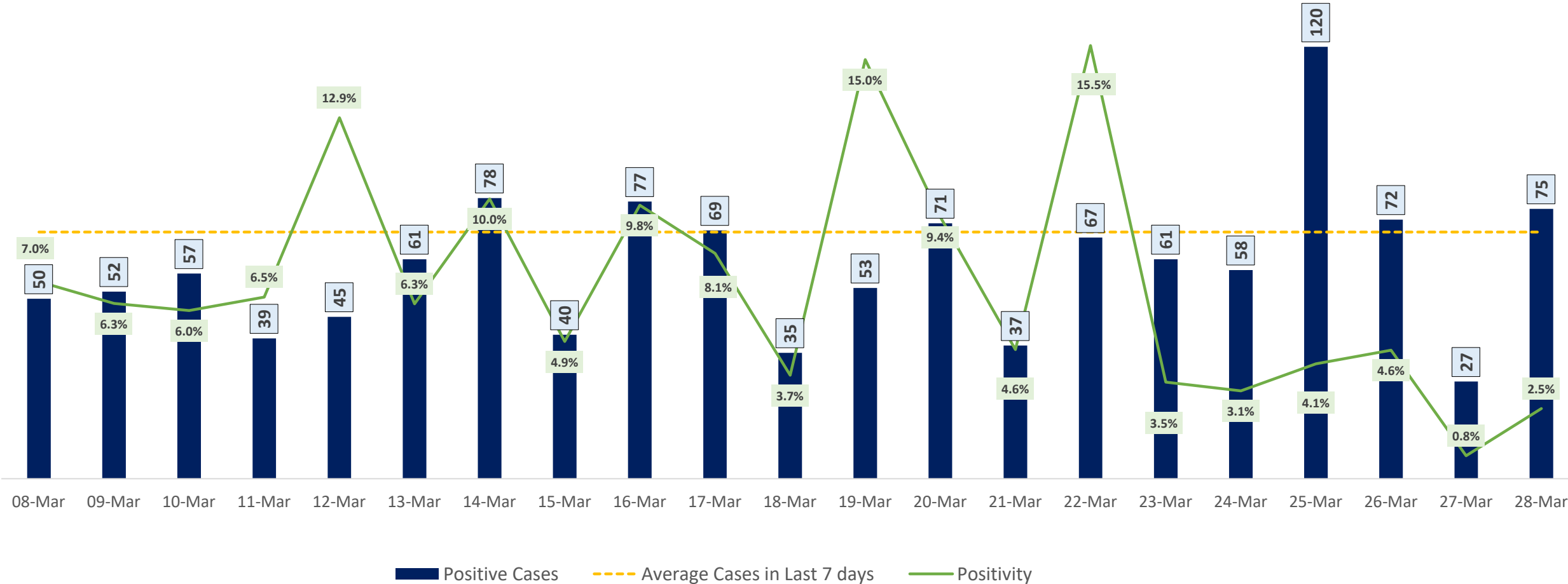




POSITIVITY RATE OF BENGALURU – LAST 21 DAYS



Average Cases in Last 7 days : 69

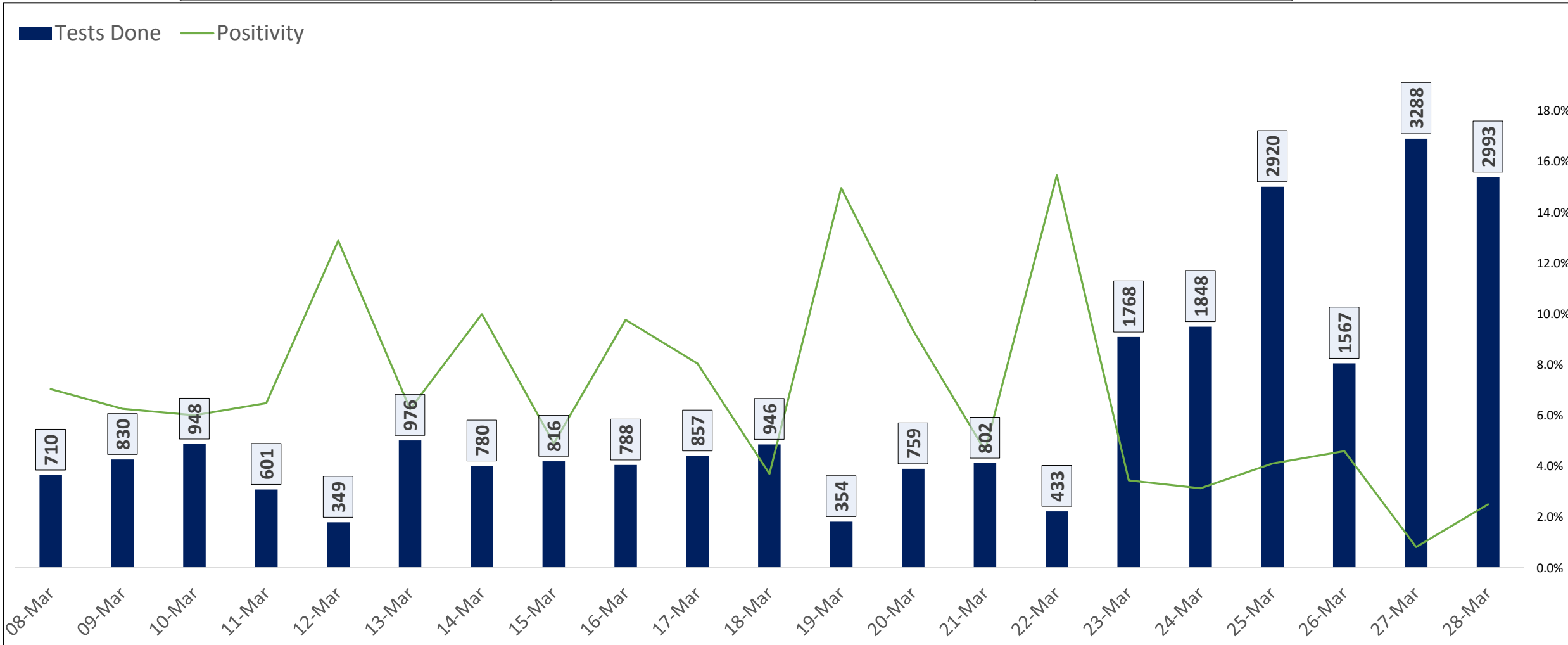




TESTING TRENDS IN BENGALURU

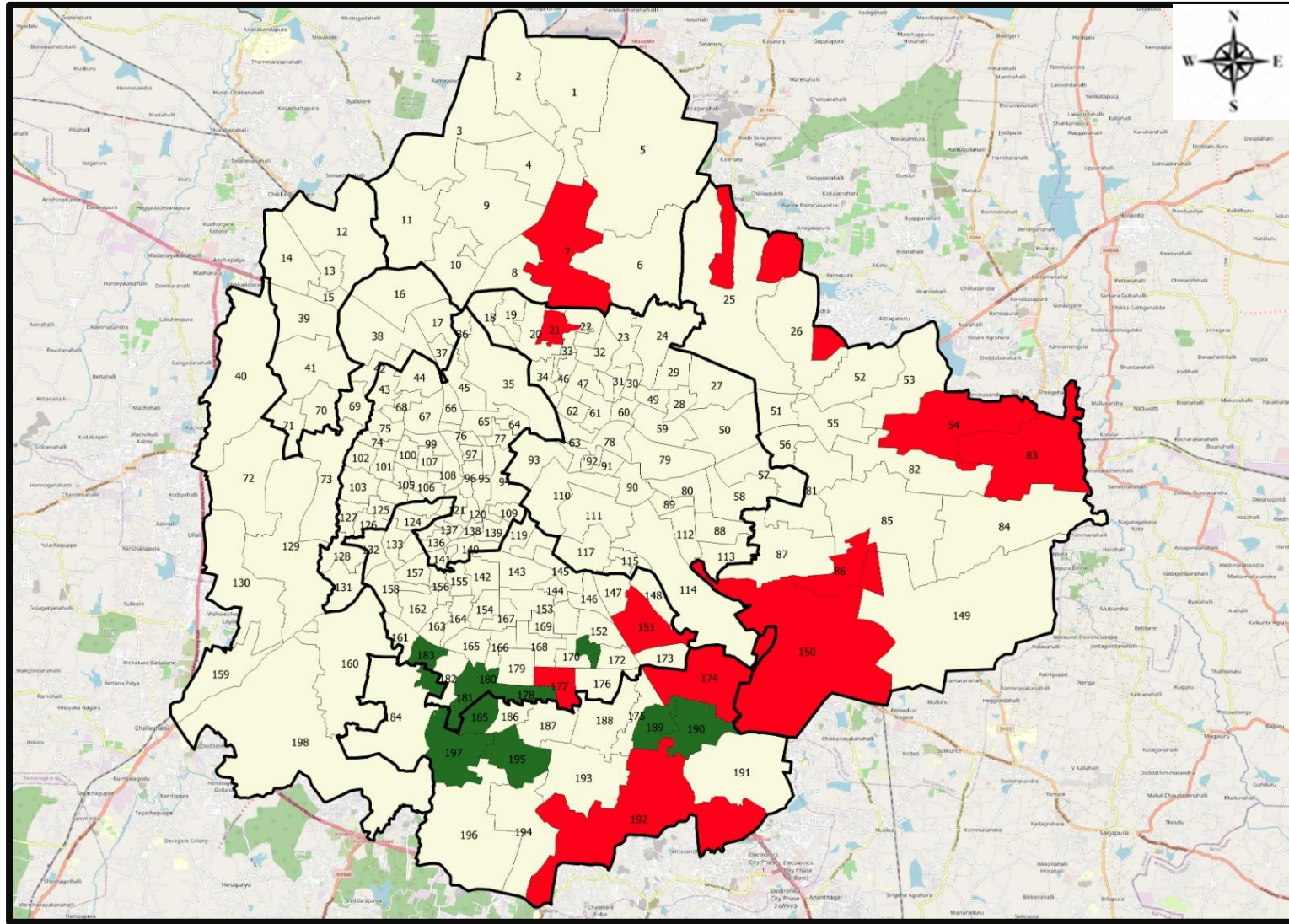


Total Test Conducted Till Date	Test Conducted Last 24 hours	Last 7 Days Average
3,22,14,092	2,993	2,117





BENGALURU URBAN MAP SHOWING TREND OF POSITIVE CASES IN LAST 7 DAYS



Top 10 wards reporting highest number of positive cases in last 10 days

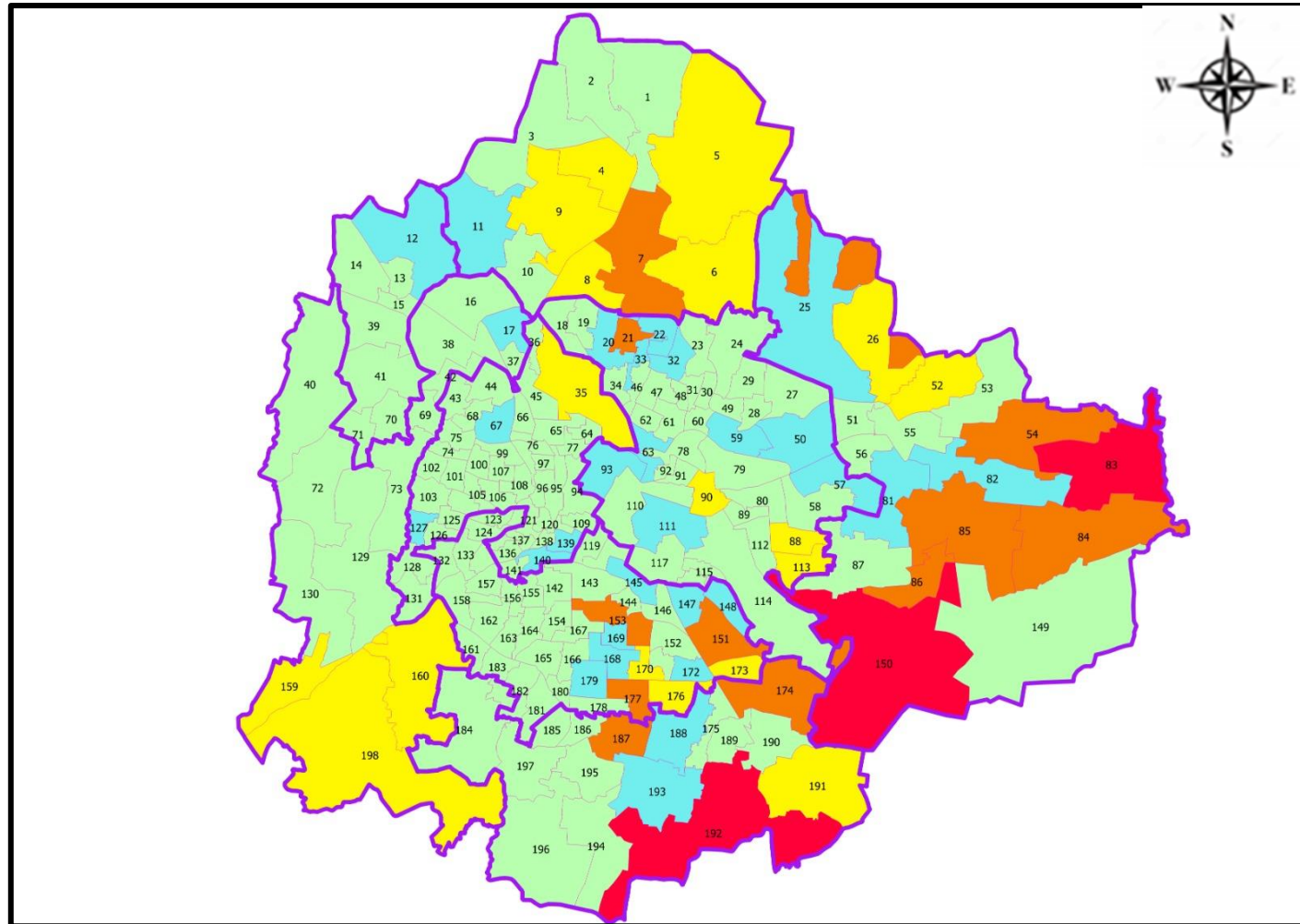
Ward No.	Ward Name	Daily Cases Average
150	Bellanduru	4
83	Kadugodi	2
192	Begur	2
174	HSR Layout	2
54	Hudi	2
151	Koramangala	2
7	Byatarayanapura	1
86	Marattahalli	1
21	Hebbal	1
177	J P Nagar	1

Top 10 wards reporting least number of positive cases in last 7 days

Ward No.	Ward Name	Daily Cases Average
197	Vasanthpura	0
195	Konanakunte	0
190	Mangammanapalya	0
189	Hongasandra	0
185	Yelchenahalli	0
183	Chikkalsandra	0
181	Kumaraswamy Layout	0
180	Banashankari Temple Ward	0
178	Sarakki	0
171	Gurappanapalya	0



BENGALURU MAP SHOWING INTENSITY OF POSITIVE CASES IN LAST 7 DAYS



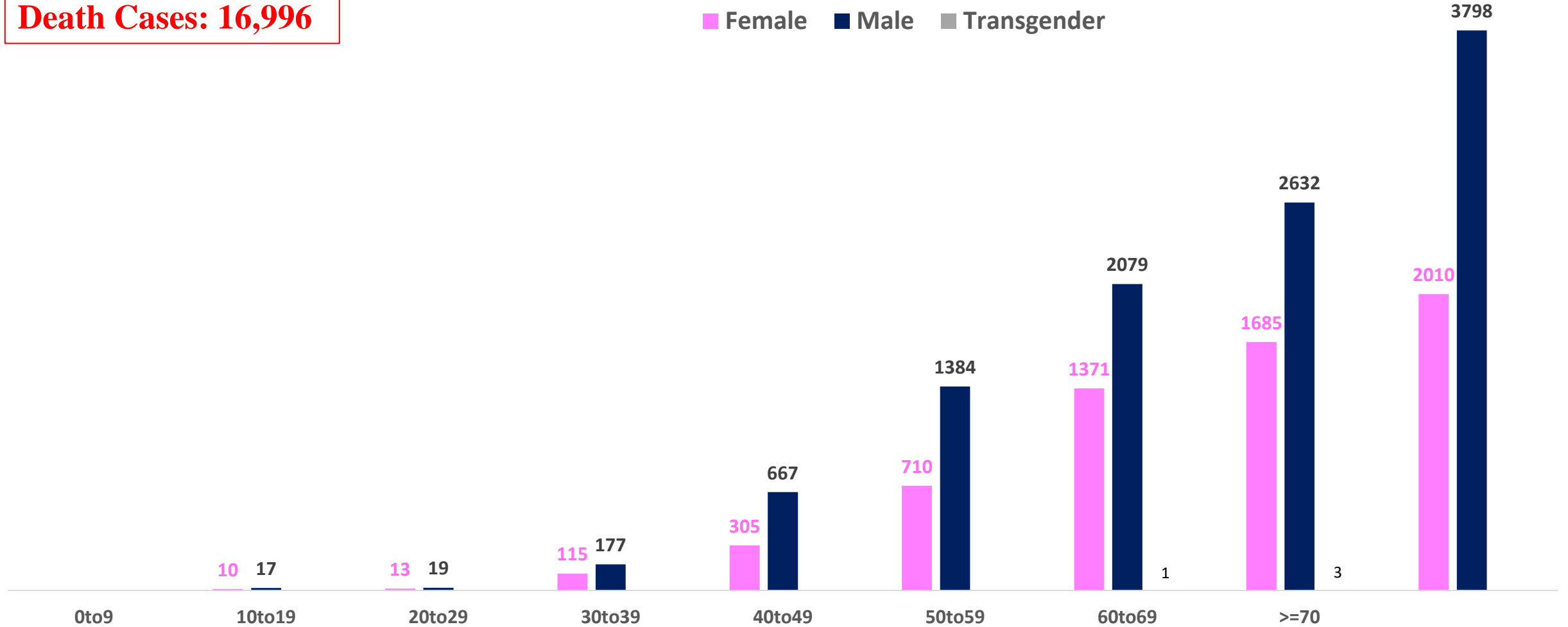
- Level 1 : 0 to 1 Cases
- Level 2 : 1 to 3 Cases
- Level 3 : 3 to 5 Cases
- Level 4 : 5 to 10 Cases
- Level 5 : More than 10 Cases
- Zone Boundaries



AGE AND GENDER WISE DISTRIBUTION OF DEATH CASES



Death Cases: 16,996





SNAPSHOT OF COVID-19 CASES IN BENGALURU URBAN



**Total Wards With
< = 5 Cases* :
184**

**Tests Conducted
on 28.03.2023:
2,993**

**Recovery
Rate*:
99.08%**

**Total
Active Cases :
387**

**Total Vaccinated
on 28.03.2023:
151**

**Positivity
Rate* :
3.24%**

**Active
Rate*:
0.02%**

**Case
Fatality Rate* :
0.21%**





*Total positive cases In the past 7 days

*CFR and positivity is for Past 7 days



ಬೃಹತ್ ಬೆಂಗಳೂರು ಮಹಾನಗರ ಪಾಲಿಕೆ
Bruhat Bengaluru Mahanagara Palike



Download BBMP Bulletin	https://apps.bbmpgov.in/covid19/mediabulletin.php
To register for vaccination :	https://selfregistration.cowin.gov.in/
BBMP COVID19 Dashboard:	https://apps.bbmpgov.in/covid19/
Follow us on:	 www.facebook.com/bbmp.comm1/
	 twitter.com/BBMPCOMM
	  BBMPSplHealth

Issued by:

Honorable Chief Commissioner, BBMP
Special Commissioner Health, BBMP
MD, Bengaluru Smart City Limited

THANK YOU !

